

The


GOLD

RUSSELL

Student Activity Booklet

Name: _____

Class: _____



EST. 1851 AUST.

Who, When, Where and Why?

After watching each programme, answer the related questions. You may need to use the Internet and other resources to find the information you require.

1) Who was Edward Hargraves and what is he famous for?

2) What goods and services did Indigenous Australians provide non-Indigenous miners?

3) What was the driving force behind many Irish people *leaving* their country in the mid-1800s?

4) When the news of gold spread across the country, many people abandoned their posts and rushed to the goldfields. How did this impact businesses and communities around Australia?

5) Why has gold always been considered valuable?



Did you know?

There were many other gold rushes happening around the world during the 1800s?

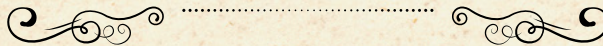
California, USA.....	1848
Otago Hills, New Zealand.....	1861
Tierra del Fuego, Chile.....	1883
Johannesburg, South Africa.....	1886
Yukon Territory, Canada.....	1896
Alaska, USA.....	1899

6) Use the Internet and your library to research the Native Police Corps.

a. What role did they play during the gold rush?

b. Why were Aboriginal people recruited for this job instead of Europeans?

Research Task



What is the name of the biggest gold nugget ever found? _____

When was it found? _____

Who found it? _____

Where was it found? _____

What was its size and weight? _____

What was its value when it was found? _____



EST. 1851 AUST.

Life on the Goldfields



1) Describe the *canvas towns* of the goldfields.

2) What were some hardships faced by the miners in the goldfields?

3) Describe the roles of women in the goldfields.



4) What discrimination occurred in the goldfields and why?

5) What were the Lambing Flat riots? What was the reason behind them? Use the Internet and other resources to find out.

6) Research *fossicking*, *cradling* and *puddling* and describe each of the mining methods below.

Then draw a simple diagram of them in each frame.

Fossicking



Cradling



Puddling



Research Task

Select, research and create a job advertisement for one of the following jobs.

- Storekeeper
- Cattle dealer
- Printer
- Blacksmith
- Dressmaker
- Milliner
- Quarry worker
- Brick maker

In your advertisement, make sure you include:

- The job description
- The skills the candidate requires
- The tasks that the candidate will be performing
- The wages that they will earn (if possible)

JOB AVAILABLE

EST. 1851 AUST.

The Eureka Stockade

1) What is a *stockade*?

2) What role did the gold license system play in the beginning of the Eureka Stockade?

Research Task

Conduct a research task into Peter Lalor and his life history.



Date of birth: _____

Place of birth: _____

Date of death: _____

Place of death: _____

When did he arrive in Australia? _____

Why did he travel to Australia? _____

Which of his limbs had to be amputated after the Eureka Stockade? _____

What did he go on to do after the gold rush period? _____

Timeline Task

Fill in the timeline with the key events that led to the Eureka Stockade.



October 7, 1854

October 17, 1854

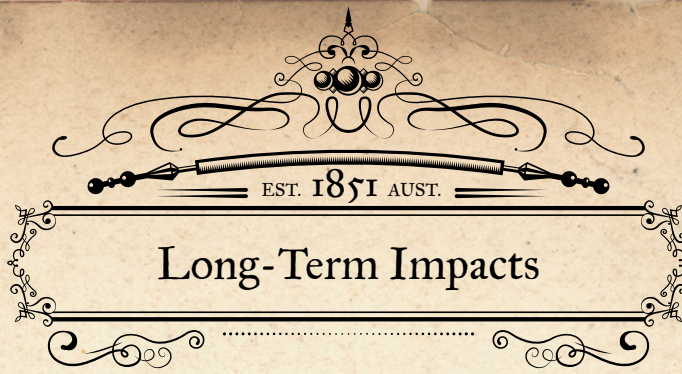
November 29, 1854

November 30, 1854

December 1, 1854

December 3, 1854





1) What were 10-mile towns and why were they built?

2) In what ways did the gold rush impact Australia? Consider the environment, culture, economy, and politics. List as many positive and negative impacts you can think of.

Positive

Negative

<i>Positive</i>	<i>Negative</i>

Research Task

Select and research one of the following towns. They all began as mining towns and are now significant regional centres in Australia.

• Ballarat, Victoria	• Orange, New South Wales
• Castlemaine, Victoria	• Bathurst, New South Wales
• Bendigo, Victoria	• Maldon, Victoria
• Clunes, Victoria	• Beaconsfield, Tasmania
• Ararat, Victoria	• Kalgoorlie, Western Australia

Answer the following questions:

Which town have you selected? _____

Previous town name (if applicable): _____

Current town population: _____

What role did the town play during the gold rush? _____

How has the town changed since the gold rush? _____

Does your town have a train station? If so, when was it built? _____

How do you think this train station was related to the gold rush and its influence on the area?

An interesting fact: _____



EST. 1851 AUST.

Keepsake Box Assessment

Imagine that you have moved house, and your new home was built in the early 1850s. While you are exploring the attic you find a dusty, old box hidden in the corner. When you open the box you realise that it is a keepsake box belonging to someone who lived in Australia in the 1850s and was somehow involved in the gold rush.

After you have carefully examined the contents of the box you have a strong idea about who the owner of the box was, how they lived, and what their life was like.

Your task is to **recreate this keepsake box and its contents so others can get to know your person.**

The following items must be in your keepsake box:

1. A letter **OR** a section of a diary (*written by you*)
2. Part of a newspaper from the 1850s reporting on an event in the goldfields (*written by you*)
3. Black and white photos **OR** sketchings
4. A map – perhaps of the goldfields or even a treasure map showing a gold strike! Be sure to include possible landmarks appropriate to the area.
5. At least 3 other items – these could be a child's game or toy, a doll, an old cooking utensil, gold prospecting equipment, gold, old fashioned clothes, jewellery, medicine, a gold licence, or anything else from the era that belongs to your person.
6. Your name must be written somewhere on the box.

Things to consider

- How old is your person?
- What is the nationality of your person?
- How will you make some items look old?
- Does your box show how the discovery of gold has shaped your person's life?

What can you do at home and school?

Home	School
Make or find the box to put your things in	Write the diary or letter
Collect items	Write the newspaper
Map (started at school)	Map
Find photographs or sketches	Find photographs or sketches

